



**L&T Smart World**  
*Safe & Smart Cities | Communication*

# Fusion

Datasheet



### What it Offers

- Common Operating picture
- Integrated Data Visualizations
- Context based real-time actionable intelligence
- Empowered Users

L&T Fusion is a IoT/Data platform leveraging cutting edge technologies to solve problems of Smart Cities & Spaces, Public Safety, and Critical Infra (Airports, Seaports, Energy & Resources). Fusion offers integrated data visualization, real-time collaboration and deep analytics that can help authorities prepare for problems, coordinate and manage response efforts and enhance the ongoing day to day operations. It allows third party and other systems to quickly integrate and provide Integrated Operation view of whole Infra ecosystem. As technology evolves, L&T Fusion Platform as a hub can still integrate and upgrade systems and functions required to run Smart Infrastructures.

### How it Works



### What is Fusion



### Data Connectors

- Logical link to an external data device and defines the external device connection type such as File, HTTP, SQL, Socket, MQTT, FTP
- Data Sources could be Open Data, IOT Platforms, Device Data, Historical & Real-time Data.



### Connection Template

- Stores and caches any access tokens and credentials that are required to connect to the external system

Any data on the external systems can be connected by integrating all data sources and types and data formats.



### Adapters

- Inbound and Outbound Adapters for ingesting and invoking data

Platform simplifies the transformation of data from one format to required format of a desired or destination system.

### Data Visualization Dashboards


- Interactive dashboard offering the ability to slice and dice the data further enabling User to easily understand data
- Integration with GIS providing user with both contextual and situational awareness



Customizable  
Dashboards and  
KPIs to meet the  
User Requirement  
& preferences

Widgets

- Basic building blocks of a dashboard to transform and customize the dashboard as per User requirement



Domain Specific Events

- Events generated due to exceeding threshold parameter set for any device or system



Standard Operating Procedures

- Pre-defined SOPs to respond to events/incidents and to carry out day to day Operation



Notification and Tasks

- System generated Alerts
- Alerts sent through Email, SMS



Data visualization  
for easy  
understanding of  
critical  
information faster  
than normal and  
information  
dissemination





### Automation & Distribution Rules

- Condition based event trigger
- Routing tasks to target user group



### Outcome based Analytics

- Recommendation & policies from analyzed data

Recommendation and policies based on insights to enable Users to manage operation efficiently



### Actionable Intelligence

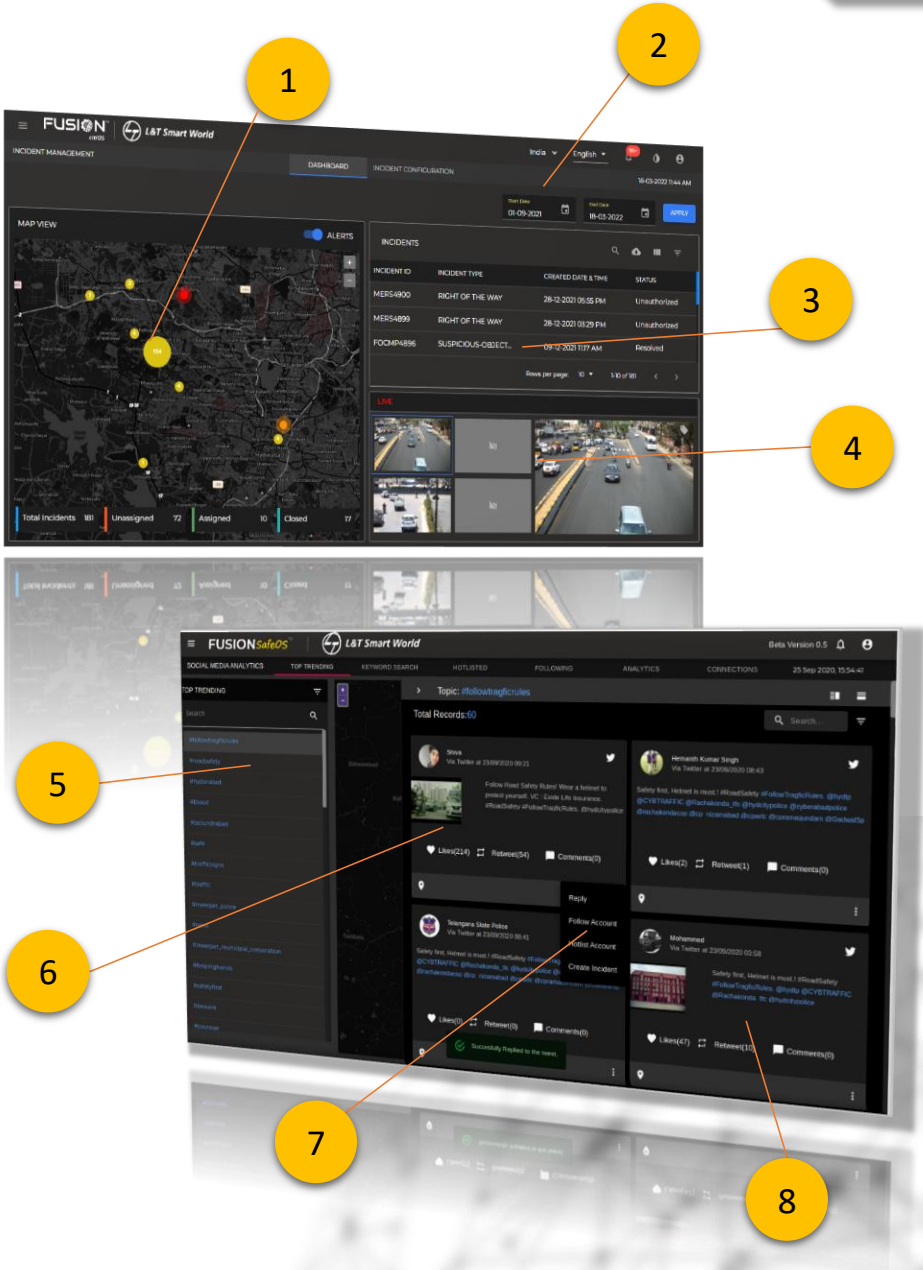
- Intelligence based on real-time and historical data



### Cross Domain Analytics & Intelligence

- Compare and Correlate data across multiple domains to gain cross-domain intelligence

Context based Real-time actionable intelligence for enhancing operational efficiency



- 1

Dynamic & Interactive Maps
- 2

Role-based prioritized alerts
- 3

SOP driven multi-agency decisions
- 4

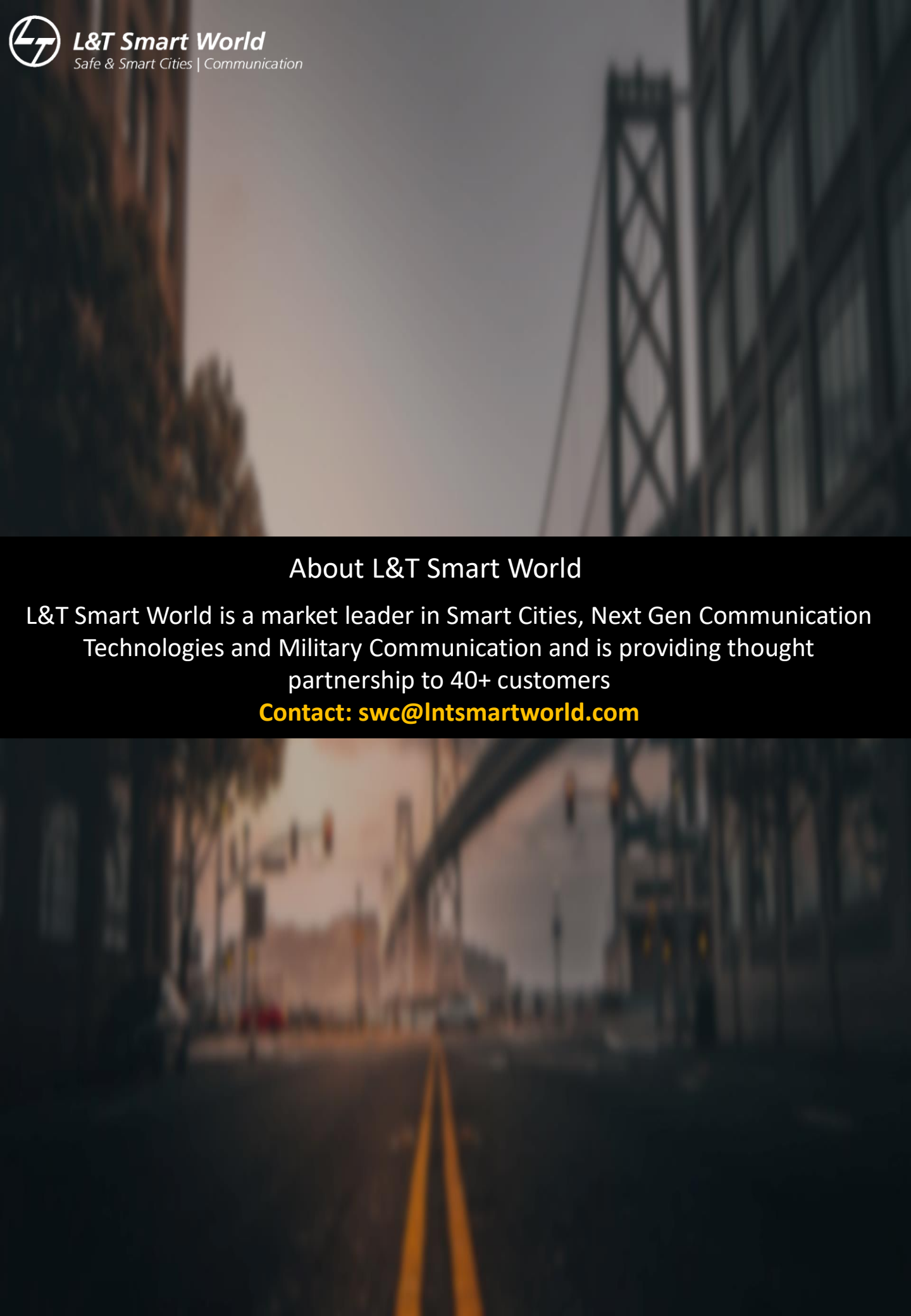
Visual & intuitive interface
- 5

Multi-tasking menus
- 6

Support for rich media content
- 7

Automated / suggested actions
- 8

One-click control & updates



## About L&T Smart World

L&T Smart World is a market leader in Smart Cities, Next Gen Communication Technologies and Military Communication and is providing thought partnership to 40+ customers

**Contact: [swc@Intsmartworld.com](mailto:swc@Intsmartworld.com)**