

FORM NO. MGT-7

[Pursuant to sub-Section(1) of section 92 of the Companies Act, 2013 and sub-rule (1) of rule 11of the Companies (Management and Administration) Rules, 2014]



सत्यमेव जयते

Annual Return

Form language English Hindi

Refer the instruction kit for filing the form.

I. REGISTRATION AND OTHER DETAILS

(i) * Corporate Identification Number (CIN) of the company

U31101MH2006PTC166541

Pre-fill

Global Location Number (GLN) of the company

* Permanent Account Number (PAN) of the company

AABCL2729F

(ii) (a) Name of the company

L&T - MHI POWER TURBINE GEI

(b) Registered office address

L&T HOUSE
BALLARD ESTATE
MUMBAI
Maharashtra
400001

(c) *e-mail ID of the company

reena.raje@larsentoubro.com

(d) *Telephone number with STD code

02267525656

(e) Website

www.lmtg.in

(iii) Date of Incorporation

27/12/2006

(iv)	Type of the Company	Category of the Company	Sub-category of the Company
	Private Company	Company limited by shares	Indian Non-Government company

(v) Whether company is having share capital

Yes No

(vi) *Whether shares listed on recognized Stock Exchange(s)

Yes No

(vii) *Financial year From date (DD/MM/YYYY) To date (DD/MM/YYYY)

(viii) *Whether Annual general meeting (AGM) held Yes No

(a) If yes, date of AGM

(b) Due date of AGM

(c) Whether any extension for AGM granted Yes No

II. PRINCIPAL BUSINESS ACTIVITIES OF THE COMPANY

*Number of business activities

S.No	Main Activity group code	Description of Main Activity group	Business Activity Code	Description of Business Activity	% of turnover of the company
1	C	Manufacturing	C10	Electrical equipment, General Purpose and Special purpose Machinery & equipment,	100

III. PARTICULARS OF HOLDING, SUBSIDIARY AND ASSOCIATE COMPANIES (INCLUDING JOINT VENTURES)

*No. of Companies for which information is to be given

Pre-fill All

S.No	Name of the company	CIN / FCRN	Holding/ Subsidiary/Associate/ Joint Venture	% of shares held
1	LARSEN AND TOUBRO LIMITED	L99999MH1946PLC004768	Holding	51

IV. SHARE CAPITAL, DEBENTURES AND OTHER SECURITIES OF THE COMPANY

(i) *SHARE CAPITAL

(a) Equity share capital

Particulars	Authorised capital	Issued capital	Subscribed capital	Paid up capital
Total number of equity shares	720,000,000	710,600,000	710,600,000	710,600,000
Total amount of equity shares (in Rupees)	7,200,000,000	7,106,000,000	7,106,000,000	7,106,000,000

Number of classes

Class of Shares	Authorised capital	Issued capital	Subscribed capital	Paid up capital
EQUITY SHARES				
Number of equity shares	720,000,000	710,600,000	710,600,000	710,600,000

Nominal value per share (in rupees)	10	10	10	10
Total amount of equity shares (in rupees)	7,200,000,000	7,106,000,000	7,106,000,000	7,106,000,000

(b) Preference share capital

Particulars	Authorised capital	Issued capital	Subscribed capital	Paid-up capital
Total number of preference shares	0	0	0	0
Total amount of preference shares (in rupees)	0	0	0	0

Number of classes

0

Class of shares	Authorised capital	Issued capital	Subscribed capital	Paid up capital
Number of preference shares				
Nominal value per share (in rupees)				
Total amount of preference shares (in rupees)				

(c) Unclassified share capital

Particulars	Authorised Capital
Total amount of unclassified shares	0

(d) Break-up of paid-up share capital

Class of shares	Number of shares	Total nominal amount	Total Paid-up amount	Total premium
Equity shares				
At the beginning of the year	710,600,000	7,106,000,000	7,106,000,000	
Increase during the year	0	0	0	0
i. Public Issues	0	0	0	0
ii. Rights issue	0	0	0	0
iii. Bonus issue	0	0	0	0
iv. Private Placement/ Preferential allotment	0	0	0	0
v. ESOPs	0	0	0	0
vi. Sweat equity shares allotted	0	0	0	0
vii. Conversion of Preference share	0	0	0	0

viii. Conversion of Debentures	0	0	0	0
ix. GDRs/ADRs	0	0	0	0
x. Others, specify <input type="text"/>				
Decrease during the year	0	0	0	0
i. Buy-back of shares	0	0	0	0
ii. Shares forfeited	0	0	0	0
iii. Reduction of share capital	0	0	0	0
iv. Others, specify <input type="text"/>				
At the end of the year	710,600,000	7,106,000,000	7,106,000,000	
Preference shares				
At the beginning of the year	0	0	0	
Increase during the year	0	0	0	0
i. Issues of shares	0	0	0	0
ii. Re-issue of forfeited shares	0	0	0	0
iii. Others, specify <input type="text"/>				
Decrease during the year	0	0	0	0
i. Redemption of shares	0	0	0	0
ii. Shares forfeited	0	0	0	0
iii. Reduction of share capital	0	0	0	0
iv. Others, specify <input type="text"/>				
At the end of the year	0	0	0	

(ii) Details of stock split/consolidation during the year (for each class of shares)

Class of shares		(i)	(ii)	(iii)
Before split / Consolidation	Number of shares			
	Face value per share			
After split / Consolidation	Number of shares			
	Face value per share			

(iii) Details of shares/Debentures Transfers since closure date of last financial year (or in the case of the first return at any time since the incorporation of the company) *

- Nil
 [Details being provided in a CD/Digital Media] Yes No Not Applicable
- Separate sheet attached for details of transfers Yes No

Note: In case list of transfer exceeds 10, option for submission as a separate sheet attachment or submission in a CD/Digital Media may be shown.

Date of the previous annual general meeting		<input type="text"/>	
Date of registration of transfer (Date Month Year)		<input type="text"/>	
Type of transfer	<input type="text"/>	1 - Equity, 2- Preference Shares,3 - Debentures, 4 - Stock	
Number of Shares/ Debentures/ Units Transferred	<input type="text"/>	Amount per Share/ Debenture/Unit (in Rs.)	<input type="text"/>
Ledger Folio of Transferor		<input type="text"/>	
Transferor's Name	<input type="text"/>	<input type="text"/>	<input type="text"/>
	Surname	middle name	first name
Ledger Folio of Transferee		<input type="text"/>	
Transferee's Name	<input type="text"/>	<input type="text"/>	<input type="text"/>
	Surname	middle name	first name

Date of registration of transfer (Date Month Year) <input type="text"/>			
Type of transfer	<input type="text"/>	1 - Equity, 2- Preference Shares,3 - Debentures, 4 - Stock	
Number of Shares/ Debentures/ Units Transferred	<input type="text"/>	Amount per Share/ Debenture/Unit (in Rs.)	<input type="text"/>
Ledger Folio of Transferor		<input type="text"/>	
Transferor's Name	<input type="text"/>	<input type="text"/>	<input type="text"/>
	Surname	middle name	first name
Ledger Folio of Transferee		<input type="text"/>	
Transferee's Name	<input type="text"/>	<input type="text"/>	<input type="text"/>
	Surname	middle name	first name

(iv) *Indebtedness including debentures (Outstanding as at the end of financial year)

Particulars	Number of units	Nominal value per unit	Total value
Non-convertible debentures	0	0	0
Partly convertible debentures	0	0	0
Fully convertible debentures	0	0	0
Secured Loans (including interest outstanding/accrued but not due for payment) excluding deposits			0
Unsecured Loans (including interest outstanding/accrued but not due for payment) excluding deposits			6,070,069,187
Deposit			0
Total			6,070,069,187

Details of debentures

Class of debentures	Outstanding as at the beginning of the year	Increase during the year	Decrease during the year	Outstanding as at the end of the year
Non-convertible debentures	0	0	0	0
Partly convertible debentures	0	0	0	0
Fully convertible debentures	0	0	0	0

(v) Securities (other than shares and debentures)

0

Type of Securities	Number of Securities	Nominal Value of each Unit	Total Nominal Value	Paid up Value of each Unit	Total Paid up Value
Total					

V. *Turnover and net worth of the company (as defined in the Companies Act, 2013)**(i) Turnover**

7,248,450,127

(ii) Net worth of the Company

3,600,852,391

VI. (a) *SHARE HOLDING PATTERN - Promoters

S. No.	Category	Equity	Preference
--------	----------	--------	------------

		Number of shares	Percentage	Number of shares	Percentage
1.	Individual/Hindu Undivided Family				
	(i) Indian	0	0	0	
	(ii) Non-resident Indian (NRI)	0	0	0	
	(iii) Foreign national (other than NRI)	0	0	0	
2.	Government				
	(i) Central Government	0	0	0	
	(ii) State Government	0	0	0	
	(iii) Government companies	0	0	0	
3.	Insurance companies	0	0	0	
4.	Banks	0	0	0	
5.	Financial institutions	0	0	0	
6.	Foreign institutional investors	0	0	0	
7.	Mutual funds	0	0	0	
8.	Venture capital	0	0	0	
9.	Body corporate (not mentioned above)	710,600,000	100	0	
10.	Others	0	0	0	
	Total	710,600,000	100	0	0

Total number of shareholders (promoters)

3

(b) *SHARE HOLDING PATTERN - Public/Other than promoters

S. No.	Category	Equity		Preference	
		Number of shares	Percentage	Number of shares	Percentage
1.	Individual/Hindu Undivided Family				
	(i) Indian	0	0	0	
	(ii) Non-resident Indian (NRI)	0	0	0	
	(iii) Foreign national (other than NRI)	0	0	0	

2.	Government				
	(i) Central Government	0	0	0	
	(ii) State Government	0	0	0	
	(iii) Government companies	0	0	0	
3.	Insurance companies	0	0	0	
4.	Banks	0	0	0	
5.	Financial institutions	0	0	0	
6.	Foreign institutional investors	0	0	0	
7.	Mutual funds	0	0	0	
8.	Venture capital	0	0	0	
9.	Body corporate (not mentioned above)	0	0	0	
10.	Others	0	0	0	
	Total	0	0	0	0

Total number of shareholders (other than promoters)

0

**Total number of shareholders (Promoters+Public/
Other than promoters)**

3

**VII. *NUMBER OF PROMOTERS, MEMBERS, DEBENTURE HOLDERS
(Details, Promoters, Members (other than promoters), Debenture holders)**

Details	At the beginning of the year	At the end of the year
Promoters	3	3
Members (other than promoters)	0	0
Debenture holders	0	0

VIII. DETAILS OF DIRECTORS AND KEY MANAGERIAL PERSONNEL






(A) *Composition of Board of Directors

Category	Number of directors at the beginning of the year		Number of directors at the end of the year		Percentage of shares held by directors as at the end of year	
	Executive	Non-executive	Executive	Non-executive	Executive	Non-executive

A. Promoter	1	6	2	6	0	0
B. Non-Promoter	0	2	0	2	0	0
(i) Non-Independent	0	0	0	0	0	0
(ii) Independent	0	2	0	2	0	0
C. Nominee Directors representing	0	0	0	0	0	0
(i) Banks & FIs	0	0	0	0	0	0
(ii) Investing institutions	0	0	0	0	0	0
(iii) Government	0	0	0	0	0	0
(iv) Small share holders	0	0	0	0	0	0
(v) Others	0	0	0	0	0	0
Total	1	8	2	8	0	0

Number of Directors and Key managerial personnel (who is not director) as on the financial year end date 12

(B) (i) *Details of directors and Key managerial personnel as on the closure of financial year

Name	DIN/PAN	Designation	Number of equity share(s) held	Date of cessation (after closure of financial year : If any)
SHEKHAR KUMAR SH/ 	00348214	Director	0	
VIJAYA SAMPATH	00641110	Director	0	
SHEKAR VISWANATH/ 	01202587	Director	0	
AJIT KUMAR SAMAL	05180802	Director	0	
HISASHI FUKUDA	05283782	Director	0	23/04/2021
DEREK MICHAEL SHA 	06526950	Director	0	
KATSUTOSHI MORI	08116994	Director	0	
TETSUYA SUZUKI	08333217	Whole-time director	0	23/04/2021
ALOKE SARKAR	08778906	Whole-time director	0	
TORU YOSHIOKA	08840960	Director	0	
AKKIHEBBAL RAMACH 	AEZPP5568D	CFO	0	
RAJU VISHWANATHAN 	AAAPI1454N	Company Secretar	0	

(ii) Particulars of change in director(s) and Key managerial personnel during the year

9

Name	DIN/PAN	Designation at the beginning / during the financial year	Date of appointment/ change in designation/ cessation	Nature of change (Appointment/ Change in designation/ Cessation)
DEREK MICHAEL SHA	06526950	Director	08/07/2020	CHANGE IN DESIGNATION
YUSUKE KUROGI	07172890	Director	17/07/2020	CESSATION
SHAIENDRA ROY	02144836	Director	08/07/2020	CESSATION
ALOKE SARKAR	08778906	Additional director	17/07/2020	APPOINTMENT
AJIT KUMAR SAMAL	05180802	Additional director	08/07/2020	APPOINTMENT
TORU YOSHIOKA	08840960	Director	11/09/2020	CHANGE IN DESIGNATION
ALOKE SARKAR	08778906	Whole-time director	25/08/2020	CHANGE IN DESIGNATION
AJIT KUMAR SAMAL	05180802	Director	25/08/2020	CHANGE IN DESIGNATION
TORU YOSHIOKA	08840960	Director appointed	20/08/2020	APPOINTMENT

IX. MEETINGS OF MEMBERS/CLASS OF MEMBERS/BOARD/COMMITTEES OF THE BOARD OF DIRECTORS**A. MEMBERS/CLASS /REQUISITIONED/NCLT/COURT CONVENED MEETINGS**

Number of meetings held

2

Type of meeting	Date of meeting	Total Number of Members entitled to attend meeting	Attendance	
			Number of members attended	% of total shareholding
AGM	25/08/2020	3	3	100
EGM	11/09/2020	3	3	100

B. BOARD MEETINGS

*Number of meetings held

4

S. No.	Date of meeting	Total Number of directors associated as on the date of meeting	Attendance	
			Number of directors attended	% of attendance
1	23/04/2020	9	9	100
2	17/07/2020	10	10	100

S. No.	Date of meeting	Total Number of directors associated as on the date of meeting	Attendance	
			Number of directors attended	% of attendance
3	16/10/2020	10	9	90
4	15/01/2021	10	10	100

C. COMMITTEE MEETINGS

Number of meetings held

3

S. No.	Type of meeting	Date of meeting	Total Number of Members as on the date of the meeting	Attendance	
				Number of members attended	% of attendance
1	Corporate Soc	23/04/2020	3	3	100
2	Nomination &	23/04/2020	4	4	100
3	Nomination &	17/07/2020	3	3	100

D. *ATTENDANCE OF DIRECTORS

S. No.	Name of the director	Board Meetings			Committee Meetings			Whether attended AGM held on
		Number of Meetings which director was entitled to attend	Number of Meetings attended	% of attendance	Number of Meetings which director was entitled to attend	Number of Meetings attended	% of attendance	
1	SHEKHAR KL	4	4	100	1	1	100	
2	VIJAYA SAMF	4	4	100	2	2	100	
3	SHEKAR VISV	4	3	75	3	3	100	
4	AJIT KUMAR	3	3	100	0	0	0	
5	HISASHI FUK	4	4	100	2	2	100	
6	DEREK MICH	4	4	100	0	0	0	
7	KATSUTOSHI	4	4	100	0	0	0	
8	TETSUYA SU	4	4	100	1	1	100	
9	ALOKE SARK	3	3	100	0	0	0	
10	TORU YOSHI	2	2	100	0	0	0	

X. *REMUNERATION OF DIRECTORS AND KEY MANAGERIAL PERSONNEL Nil

Number of Managing Director, Whole-time Directors and/or Manager whose remuneration details to be entered

0

S. No.	Name	Designation	Gross Salary	Commission	Stock Option/ Sweat equity	Others	Total Amount
1							0
	Total						

Number of CEO, CFO and Company secretary whose remuneration details to be entered

1

S. No.	Name	Designation	Gross Salary	Commission	Stock Option/ Sweat equity	Others	Total Amount
1	AKKIHEBBAL RAM	CFO	5,029,397	0	0	0	5,029,397
	Total		5,029,397	0	0	0	5,029,397

Number of other directors whose remuneration details to be entered

2

S. No.	Name	Designation	Gross Salary	Commission	Stock Option/ Sweat equity	Others	Total Amount
1	VIJAYA SAMPATH	INDEPENDENT	0	500,000	0	250,000	750,000
2	SHEKAR VISWANATHAN	INDEPENDENT	0	500,000	0	225,000	725,000
	Total		0	1,000,000	0	475,000	1,475,000

XI. MATTERS RELATED TO CERTIFICATION OF COMPLIANCES AND DISCLOSURES

* A. Whether the company has made compliances and disclosures in respect of applicable provisions of the Companies Act, 2013 during the year Yes No

B. If No, give reasons/observations

XII. PENALTY AND PUNISHMENT - DETAILS THEREOF(A) DETAILS OF PENALTIES / PUNISHMENT IMPOSED ON COMPANY/DIRECTORS /OFFICERS Nil

Name of the company/ directors/ officers	Name of the court/ concerned Authority	Date of Order	Name of the Act and section under which penalised / punished	Details of penalty/ punishment	Details of appeal (if any) including present status

(B) DETAILS OF COMPOUNDING OF OFFENCES Nil

Name of the company/ directors/ officers	Name of the court/ concerned Authority	Date of Order	Name of the Act and section under which offence committed	Particulars of offence	Amount of compounding (in Rupees)

XIII. Whether complete list of shareholders, debenture holders has been enclosed as an attachment

Yes No

XIV. COMPLIANCE OF SUB-SECTION (2) OF SECTION 92, IN CASE OF LISTED COMPANIES

In case of a listed company or a company having paid up share capital of Ten Crore rupees or more or turnover of Fifty Crore rupees or more, details of company secretary in whole time practice certifying the annual return in Form MGT-8.

Name

NAINA DESAI

Whether associate or fellow

Associate Fellow

Certificate of practice number

13365

I/We certify that:

(a) The return states the facts, as they stood on the date of the closure of the financial year aforesaid correctly and adequately.

(b) Unless otherwise expressly stated to the contrary elsewhere in this Return, the Company has complied with all the provisions of the Act during the financial year.

(c) The company has not, since the date of the closure of the last financial year with reference to which the last return was submitted or in the case of a first return since the date of the incorporation of the company, issued any invitation to the public to subscribe for any securities of the company.

(d) Where the annual return discloses the fact that the number of members, (except in case of a one person company), of the company exceeds two hundred, the excess consists wholly of persons who under second proviso to clause (ii) of sub-section (68) of section 2 of the Act are not to be included in reckoning the number of two hundred.

Declaration

I am Authorised by the Board of Directors of the company vide resolution no. ... dated

(DD/MM/YYYY) to sign this form and declare that all the requirements of the Companies Act, 2013 and the rules made thereunder in respect of the subject matter of this form and matters incidental thereto have been complied with. I further declare that:

- Whatever is stated in this form and in the attachments thereto is true, correct and complete and no information material to the subject matter of this form has been suppressed or concealed and is as per the original records maintained by the company.
- All the required attachments have been completely and legibly attached to this form.

Note: Attention is also drawn to the provisions of Section 447, section 448 and 449 of the Companies Act, 2013 which provide for punishment for fraud, punishment for false statement and punishment for false evidence respectively.

To be digitally signed by

Director

DIN of the director

00348214

To be digitally signed by

Company Secretary

Company secretary in practice

Membership number

Certificate of practice number

Attachments

1. List of share holders, debenture holders
2. Approval letter for extension of AGM;
3. Copy of MGT-8;
4. Optional Attachment(s), if any

Attach
Attach
Attach
Attach

List of attachments

--

Remove attachment

Modify

Check Form

Prescrutiny

Submit

This eForm has been taken on file maintained by the Registrar of Companies through electronic mode and on the basis of statement of correctness given by the company



L&T - MHI Power Turbine Generators Private Limited
(Formerly known as L&T-MHPS Turbine Generators Private Limited)
Gate No. 8, Hazira Works
Surat Hazira Road, P.O. Bhatha
Surat 394 510, Gujarat, INDIA
Tel: +91 261 280 8000
Fax: +91 261 280 8080
www.LMTG.in

LIST OF SHAREHOLDERS AS ON 31.03.2021

Sr. No.	Name of the Shareholder	Folio Number/ Client ID DP ID	No. of Shares held	Percentage
1.	LARSEN & TOUBRO LIMITED	IN300476/ 42601313	36,24,06,000	51.00
2.	MITSUBISHI POWER, LTD (Formerly Known as Mitsubishi Hitachi Power Systems Limited)	006	27,71,34,000	39.00
3.	MITSUBISHI ELECTRIC CORPORATION	004	7,10,60,000	10.00
TOTAL			71,06,00,000	100.00

For L&T-MHI Power Turbine Generators Private Limited

Alope Sarkar
Whole-time Director
DIN: 08778906

Date: 18th May, 2021
Place: Surat

Registered Office: L&T House, N.M. Road, Ballard Estate, Mumbai 400 001, India
CIN: U31101MH2006PTC166541

A Joint Venture between Larsen & Toubro Limited and Mitsubishi Power, Ltd